

Quarter Scale Lawn Mower


By Betty Turmon, Overland Park, Kansas

SUPPLIES NEEDED

- Wood for base - 3/8" wide X 7/16" long X 3/16" thick
- Wooden Dowel for Motor - 1/4" diameter X 1/8" high
- Wire for handle - 22 gauge. Cut a length 2-1/4" long
- Black Fun Foam for wheels - Use 1/8" round punch
- Printed brand logo - John Deere or Toro



Handle Pattern



1. Cut the corners off the front end (narrow end) of your block of wood that is your base. Use a sharp Exacto knife.



2. Sand these corners and the front end to make a sloped and rounded end like the photo. Use a tack cloth to clean base after sanding.

3. Place the prepared base on double stick tape to paint the upper part. Let dry. Then turn over and paint the underside. Let dry. I used a green paint for the John Deere mower or red paint for the Toro.
4. Give the base a coat of matte varnish.
5. Stain the sides of the small round dowel piece (motor) and paint the top of the dowel black. Or you may paint your choice of colors.
6. Glue the painted round 'motor' in the center of the lawn mower base.
7. Using the handle pattern as your guide, bend the wire for the handle. I bent mine over needle nose pliers. When it is bent check to see that the long sides are 15/16" long. Cut off any excess and make sure each side is the same length.

—Continued on next page

Lawn Mower

—Continued from page 32



8. Put a small bend in the bottom of each end of the wire handle as shown in picture.
9. Punch two holes in the back side of the base. These should be centered as in the photo. I used a bulletin board push pin to make the holes.

10. Test fit the handle before gluing in the holes. The long ends will be slightly bent inward. I used instant glue.
11. Glue 4 punched foam wheels to the base. Have the wheel extending a tiny bit below the base. Make sure they are all the same so your lawn mower will be level. Let dry.
12. For the hub caps, use a toothpick to put a dot of textured paint in

the center of each wheel. Use yellow paint on the green John Deere mower. Use red paint on the Toro mower. When this little dot of paint has dried put another dot of paint over the first for a more dimensional hub cap.

